

FaithHealth Community Engagement

Jeremy Moseley, MPH, Director for Community Engagement

FaithHealth Division

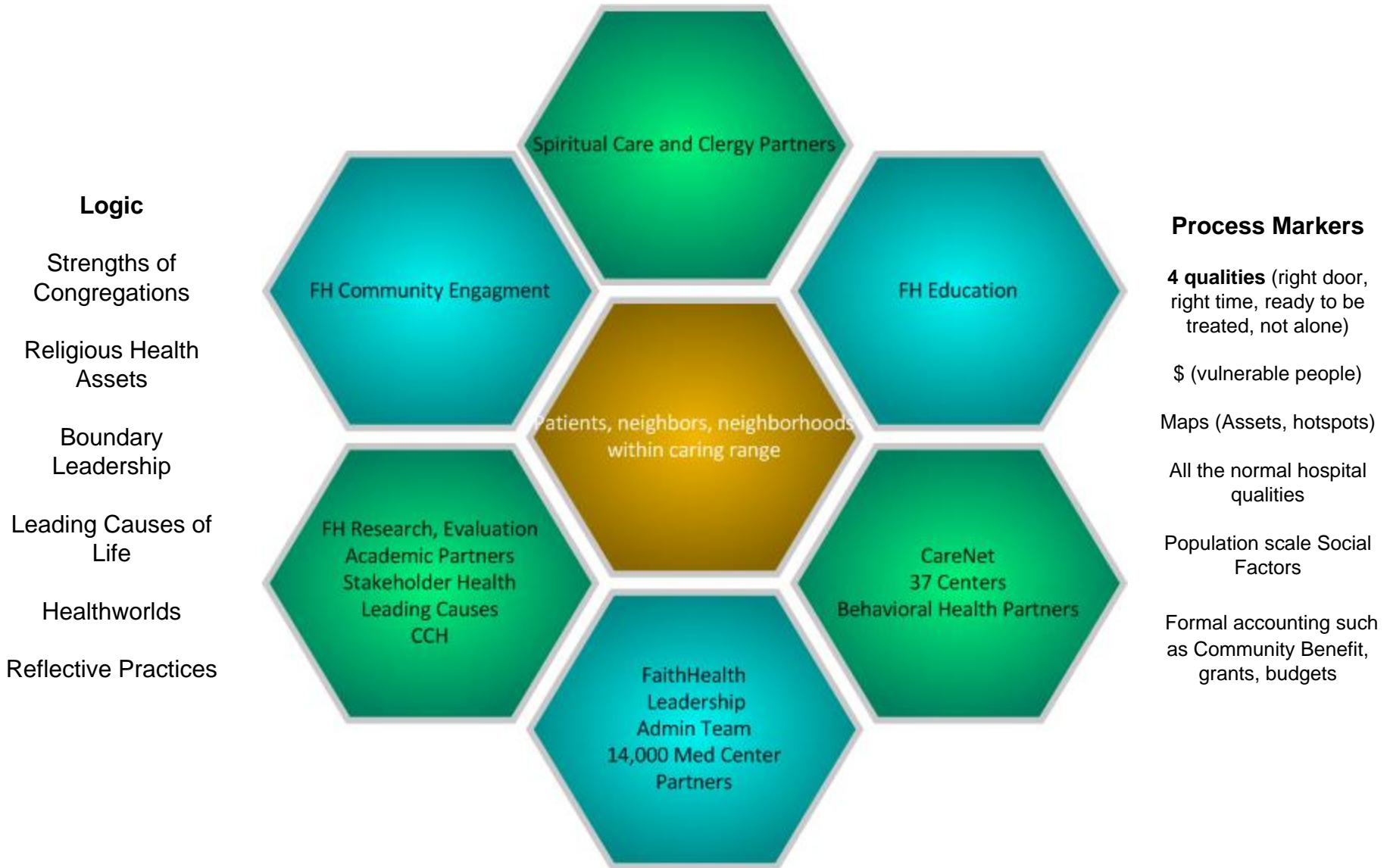
Wake Forest Baptist Medical Center (WFBMC)



FaithHealthNC
A Shared Mission of Healing



FaithHealth @ Wake Forest Baptist Medical Center



Stories and histories, especially those of our neighbors and partners, in which we can see our emergence in living context.

FaithHealthNC

A Shared Mission of Healing



What's FaithHealth?

by Tom Peterson on [January 30, 2014](#) in [Uncategorized](#)

FaithHealth improves health by getting people to the right door at the right time, ready to be treated, not alone. FaithHealth is dynamic partnerships between faith communities, health systems and other providers focused on improving health. The partnerships combine the caring strengths of congregations, the clinical expertise of health providers and a network of community [...]

[Continue Reading](#)



Soul Shop: Ministering to Suicidal Desperation

by Tom Peterson on [February 16, 2016](#) in [FaithHealth Events](#)

April 12–Mount Airy April 14–Mocksville April 19–Kernersville April 21–Winston-Salem In an effort to stem the rising tide of suicide in the area, CareNet counseling is bringing Soul Shop to our community. Soul Shop is a suicide prevention training program and includes a daylong training session specially designed to train church leaders, clergy, program staff, [...]

[Continue Reading](#)



4th Annual MACHE Bowl focuses on diabetes

by Tom Peterson on [February 16, 2016](#) in [Uncategorized](#)

Get Our Email Newsletter

Enter Your Email Address To Keep Up With All The Latest News From FaithHealthNC.

Search



Featured Content

4th Annual MACHE Bowl focuses on diabetes



Alignment by denomination, county, or local ministerial affiliation

- Network Builders
- Patient Referral Pathway
- Build capacity of congregations



Congregations

1812 Visiting Clergy   

Coordinate volunteer follow up and response




Supporter of Health

5 Full-time staff

Focused on Vulnerable Communities

- High Charity Costs
- Target Zip Codes/Census Tracts



Community Chaplains

- SNFs (WSNR)
- Homeless
- Clinic for underserved (DHP)
- Dialysis centers

Community Roundtable

- Nonprofit Partners
- Congregations
- Connectors
- Supporters of Health
- Hospital departments

Paid Staff

Volunteers

CONNECTORS DATA Through August 9, 2016

879 Caregiving Encounters

638 Capacity Building Calls and Meetings and Introductory Sessions

738 Trained as Caregivers, AED, MHFA, FaithActionID, CRM, CHWs

4,095 Hours of Volunteer Training

245 Unique Volunteers

817 Hours in Caregiving Service

311 Congregational Partners



311 Congregational Partners

TABLE 1.	Population	Total Number Congregations	Number FaithHealth Affiliated Congregations	Percent Penetration of FaithHealth Congregations
Ashe*	27,097	90	3	3%
Burke**	90,505	202	15	7%
Catawba	141,685	281	1	0.4%
Davie**	41,433	85	8	9%
Davidson**	163,260	251	50	20%
Forsyth	358,137	437	89	20%
Gaston**	208,049	393	30***	8%
Guilford	500,879	683	1	0.15%
Mecklenberg	1,012,539	847	2	.02%
McDowell*	44,998	107	28	26%
Randolph	142,466	269	17	6%
Stokes**	46,783	81	4	5%
Surry**	73,561	178	7	4%
Rockingham**	92,720	203	2	1%
Robeson*	135,496	316	14	4%
Wake	952,151	712	1	0.14%
Watauga	51,871	94	11	12%
Wilkes**	69,306	146	24	16%
Yadkin**	38,084	96	6	6%

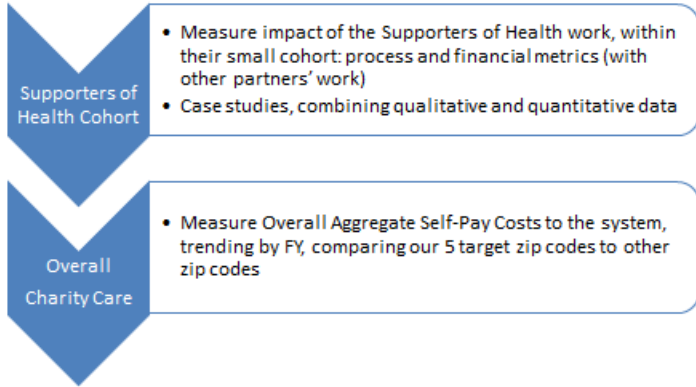
* Tier One County

**Tier Two County

** 2 Congregations in Mecklenberg county are part of FaithHeathGaston , also duplicated in separate county listing

One congregation in Virginia is accounted for in this total, but is not depicted in Table 1.

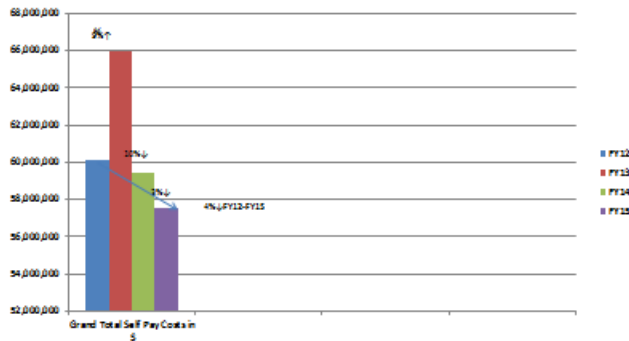
Two Tiered Data Approach



Supporters of Health Cohort (N=132): Financial Data, Six Months Prior and After Enrollment

	6 Months Prior to Enrollment	6 Months After Enrollment
Total Encounters	875	877
Patients	152	150
Average Encounters Per Patient	5.8	5.8
Average Cost Per Encounter	\$2,205	\$1,846 (16%↓)
Average Cost Per Patient	\$14,654	\$12,451 (15%↓)
Charges	\$5,514,574	\$4,824,047 (16%↓)
Charges Per Inpatient Encounter	\$19,295	\$18,794 (3%↓)
Charges Per Outpatient Encounter	\$1,927	\$1,741 (10%↓)

Grand Total Self-Pay Costs from FY12-FY15



Overall total self-pay costs to the system have dropped by 4% from FY12 to FY15, resulting in decreased costs to the system of \$2,508, 460

4 Year Charity Care Findings in 5 Zip Codes

Fiscal Year	Unique Patients (N)	Total Cost (\$)*	Total Cost Per Encounter (\$)	Direct Variable Cost Per Encounter (\$)	Total Population	Median Income (\$)
FY12	11,661	18,552,721	490	202	175,551	36,386
FY13	13,500	19,899,214	488	200	176,938	36,011
FY14	12,316	18,622,795	483	201	178,324	35,636
FY15	12,218	17,512,262	489	200	178,324	35,636

Grand Total Self Pay Costs FY12=\$60,073,940; FY13= \$66,964,592; FY14= \$62,021,620; FY15=\$57,565,480
Data compiled by Greg Bray and Justin Meier; Wake Forest Baptist Medical Center

For more information, contact Teresa Cutts, PhD at cutts02@gmail.com or 901.643.8104

**Join us as we all work toward creating Optimal
Health in our Communities!
THANKS for Being a Leader in this work!**



Jeremy Moseley

Email: mmoseley@wakehealth.edu

Phone: 336.716.7838